



NEWSLETTER

No: 239
1st June 2026

From the Desk of the President — Sue Cameron

Contact Details
University of the Third Age
Armidale Incorporated

Mail to: 166 Barney Street
ARMIDALE NSW 2350

Phone: 6772 2752

Email: u3aarmidale1@gmail.com

Office: Rear of ASCA House
(enter from Markham
Street through backyard)
166 Barney Street
ARMIDALE NSW 2350

Office Hours: Monday to Wednesday
9:30am to midday and at
other times by appointment

Web: www.u3aa.org.au


The Executive		
President	Sue Cameron	0429 781 330
Vice-President	Sene Hicks	0438 448 341
Secretary	Margaret Sims	0421 659 467
Treasurer	Doug Barber	0439 769 003
Committee	Diane Kristensen	0437 507 039
	Colin Sholl	0473 173 356
	Laurie Pulley	0421 453 525
	Lucinda Wright	0438 880 225

NEXT NEWSLETTER DEADLINE

1st August 2026

Please email contributions to
u3aanewsletter@gmail.com

The transition across from MyU3A to Member Wizard has gone smoothly and the link to your Membership Portal is now available on our website. The use of this facility is optional, access through the office or telephone or email will continue to be available.



Semester 2 will start on 1st July 2026. Please remember for the majority of courses, there is no need to re-enrol for semester 2 as enrolments from semester 1 will rollover automatically. If you are not sure, check with the course leader or the office. Penny and Helen and course leaders are in the process of finalising the programme for semester 2 and will have it available on-line and hardcopy from the office, on 22rd June 2026.

Another important reminder: If you are enrolled in a course but are no longer able to participate, please let the course leader or the office know so your place can be offered to another member. We recently had a very popular course fill up within two days, with a waiting list established. Three members were “No shows”, with no apologies. This is not fair to the course leader, or fellow members.

Increasingly, our up-to-the-minute communications are being sent by email, so if you have acquired an address recently, or have a friend or family member who could pass on messages to you, please advise the office. This way, you won't be at risk of missing out on something important.

Sue Cameron
U3AA PRESIDENT

Please support our sponsors:

AMAI The Dojo, Armidale City Bowling Club, Armidale Golf Club, Regional Australia Bank

For further information sponsors' websites can be accessed from the U3AA website www.u3aa.org.au

Report on the Network - NSW State Conference in Batemans Bay

A sparkly welcome was given to everyone at Batemans Bay on the Wednesday evening (the theme being 'Silver adds Sparkle') from the members of U3A Batemans Bay, who had on sparkly hats to identify themselves.

A welcome from the Mayor and the President of Batemans Bay, who was also the MC for the whole Conference (she had booked a holiday overseas for 2 weeks prior to the Conference, so this was her punishment).

The Thursday saw us back at the Soldiers Memorial Club for a full day of informative talks on 'Is Your U3A Happy?' by Bill Radley, 'Privacy Legislation' by IT&T, 'Member Wizard' by Claire Beck, A Regional Workshop (where we met folks from other Regions), 'Mature Age Degrees' by the University of Wollongong, 'Engaging your Members' by Alex Gosman (U3A Canberra).

Friday saw us hearing about 'Let's Talk AI' by Tricia Pye, 'Succession Planning' by ClubMap and a couple of other workshops to find out more about one another.

In the afternoon, I presented a PowerPoint show inviting people to our Conference here next year, which was warmly welcomed with applause.


The Evaluation Forms from the Conference have re-shaped the content of our Conference. It was apparent that in the present climate of changes to legislation, that people wanted to know more about how to successfully operate a U3A. To this end, we are working up a whole new emphasis for our Conference in 2027.

I'll keep you informed as time goes on. Mark your diaries for the 13th, 14th & 15th April 2027 for our Conference at the Bowling Club.

Doug Barber, Treasurer/Public Officer

U3AA Community Chats Guests

U3AA Writing Group



Andrew French-Northam
CEO NECOM



Jennifer Taylor
Paper Conservator, NERAM

Candida Baker
Journalist and Author



New and updated courses/activities

Art, Travel and Reminiscence (#107)

The second *Art, Travel and Reminiscence* session took place June 2 in the Hinton Room at NERAM. Better timing, better follow up with email reminders to those enrolled and therefore bigger participation.

This time we looked at Australian Mountains – with five works from the NERAM art store, as well as Ernest Buckmaster's *Evening Olinda*, currently on display. Four works from the Hinton Collection, as well as Graeme Peebles' mezzotint, *Mount Buffalo* (1989), along with supporting reference books from the library were on display as aids to discussion. The works were:

- Herbert Gallop – *Rainclouds over Dorrigo* (1944)
- Albert Namatjira – *Ulumbara Hast Bluff, Macdonnell Range* (1944)
- Douglas Pratt – *Mount Bimlow, Burragorang* (1946)
- R.W. Sturgess – *Evening on the You Yangs* (1940)

There was lively discussion about travel to mountain areas of Australia, and the artworks themselves.

The Second semester sessions are scheduled for August 4 and October 6, at 2 pm, in the Hinton Room at NERAM. You may register separately for either or both sessions. Topics/areas this time are France, in August, and Australian 'En plein air' painting, in October. You will receive an email or text reminder about a week prior to the actual date. Enquiries to:

Course leader: Sylvia Ransom on 0458 728 938.

French Cafe et Conversation

A group of us meet every Wednesday morning at a booked table at Boobooks for coffee and conversation. We have a topic for each week, for which we all prepare. We have varying abilities, but it is definitely not a beginners group.

Contact course leader Gaynor at gaymac2011@gmail.com if you would like to join us.

Italian for Beginners

This group would suit an absolute beginner, or someone with a slight knowledge of Italian. We will work with basic vocabulary, grammar, pronunciation, reading, writing and conversation, and hopefully have some fun.

You will need a notebook and pen, a folder for handouts and preferably an Italian dictionary. Contact course leader Gaynor at gaymac2011@gmail.com if you would like to join us.

Create a Round-Robin Friendship Quilt

Enjoy the companionship of new and old friends while you contribute to the design and stitching of each other's lap quilt. Learn some basic stitching techniques and patchwork designs. A Round-Robin quilt starts with the owner making a block for the centre and each participant adding a border until the quilt top is finished. A booklet telling the story of your quilt will be developed by contributing participants. The quilt top will be completed over a six-month period by meeting monthly for discussion and rotation.

Arrangements may be made with the course leader for additional support while making the centre or borders.

Come along to the first session (July 4) to

explore the options and agree rotation dates.

Contact the course leader, Cherry Stewart, for more information about the process and outcomes. Refer to the Semester 2 Course Booklet for details.

Example of a Friendship Quilt Cherry Stewart



U3AA Drawing and Design Continuing - Chris Pratt, Tutor

The group this year is being introduced to a variety of new mediums with works using black ink, pen, brush and collage and recently, gouache. The initial exercises involved making tone scales from light to dark by diluting the ink and creating small tonal designs from these arrangements. With Gouache this included colour mixing to create primary, secondary and tertiary colours.


Last year we spent a lovely spring morning in Central Park and the group made drawings and sketches of the trees and park furniture in pencil which were then developed in the 'studio'. The application of one and two-point perspective and the illusion of spatial depth applying aerial perspective was also a problem to be solved. This year, these studies have been developed into pen and ink drawings and some of these are shown below.

Other drawings are from a 'still life with flowers' and the participants could develop these drawings into imaginative arrangements using mixed media and collage. Individual interpretation is encouraged and members are invited to pursue their own ideas within the framework of the exercises presented.


Gouache was introduced in May with the reinforcement of colour theory and the experimentation in colour mixing produced some varied and interesting results. Some of these are exhibited here. In June, a workshop in the use of coloured pencils with Jan Clark, a local artist, will include both the Thursday and Friday groups, so we are very grateful to Jan for her willingness to share her skills.



Anna Clayton




Pam Hulland



Glen Manion



Bruce Woolley




Ros Manion



Rita Hess



Rachel Wallis



Ying Dorr



Paivi Walls